

Choose the Best Adhesive



Holds Tight INSTANTLY!



Vertical Instant Lock



Ultra-Fast Set-up and Cure Time!



Rapid-Set Polyurethane



Works on Wet/Frozen Surfaces!



Superior Strength Solvent-Based

We're Your Partner for Success

*Get instructions, user tips,
safety data, videos & more!*

SRWProducts.com



Distributed by:

SRWProducts.com | 800-752-9326



ADHESIVE



**The Best Bond
for Every Application**

WET/FROZEN • VERTICAL • HIGH TEMP

SRWProducts.com • 800-752-9326

Holds Tight INSTANTLY!



Benefits

- ▶ 7x thicker than other adhesives
- ▶ Strong, permanent bond with many materials
- ▶ Repositionable for 10 minutes

Applications

- ▶ Indoor/Outdoor
- ▶ Natural/Manufactured Stone
- ▶ Brick, Block & Pavers
- ▶ Masonry & Cement Board
- ▶ Fireplaces, Glass & Tile
- ▶ Outdoor Kitchens
- ▶ Metal & Wood/Plywood
- ▶ Household Repairs

Example Application VERTICAL



Application in a continuous bead in an arch pattern allows moisture to flow down and away from the adhesive. Apply each bead 1.5" (3.81cm) apart and 0.5" (1.27cm) from the edge of the substrate.

For illustrative purposes only. Be sure the substrate can support the weight. To calculate the recommended amount of linear inches (cm) of adhesive needed, multiply the weight of the piece in lbs. (kg) by 2.33 (13.05). See label for full detail.

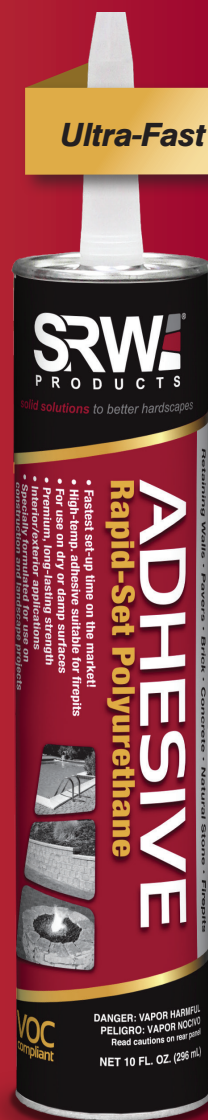


Available in 9.5oz (0.28L) tubes

For full instructions & user tips, visit SRWProducts.com

Coverage	Approximate Length of Bead for Vertical Instant Lock	
	Bead Size	9.5oz (.28L)
	3/8in (0.95cm) bead	210in (533cm)

Ultra-Fast Set-up & Cure Time!



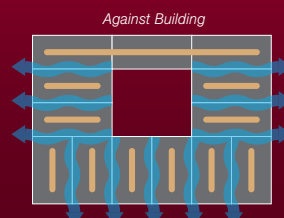
Benefits

- ▶ For dry or damp surfaces
- ▶ High-temperature compatible
- ▶ For use on almost any material
- ▶ Premium, long-lasting strength

Applications

- ▶ Indoor/Outdoor
- ▶ Natural/Manufactured Stone
- ▶ Brick, Block & Pavers
- ▶ Glass & Ceramic Tile
- ▶ Retaining Walls
- ▶ Outdoor Kitchens
- ▶ Firepits
- ▶ Metal & Wood

Example Application CONCRETE OVERLAY



Apply the adhesive in a pattern that will allow moisture to flow out of the overlay and away from any nearby structures.

For illustrative purposes only. See label for full detail.



Available in 10oz (0.3L) & 28oz (0.82L) tubes

For full instructions & user tips, visit SRWProducts.com

Coverage	Approximate Length of Bead for Rapid-Set Polyurethane & Superior Strength Solvent-Based		
	Bead Size	10oz (.3L)	28oz (.82L)
	1/4in (0.64cm) bead	32ft (9.75m)	89ft (27.12m)
	3/8in (0.95cm) bead	14ft (4.26m)	35ft (10.67m)

Works on Wet/Frozen Surfaces!



Benefits

- ▶ Superior strength & longevity
- ▶ Works on wet/frozen surfaces
- ▶ High-temperature compatible
- ▶ Extrudes down to 10°F (-13°C)
- ▶ Will not freeze

Applications

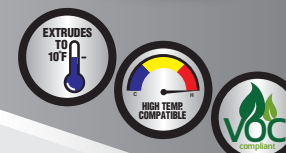
- ▶ Indoor/Outdoor
- ▶ Retaining Walls
- ▶ Pavers
- ▶ Block & Concrete
- ▶ Firepits
- ▶ Metal & Wood
- ▶ Natural Stone

Example Application RETAINING WALL



Apply the adhesive in a pattern that will allow moisture to flow out of the front of the retaining wall to prevent trapping water behind the structure.

For illustrative purposes only. See label for full detail.



Available in 10oz (0.3L) & 28oz (0.82L) tubes

For full instructions & user tips, visit SRWProducts.com

